

Create a Custom Display from Results

Generate search results in *Matrix* 1

RECOLORADO Home Search Stats My Matrix Realist Tax Finance Links Input Admin Help Working as Ry Burke Logout

res ACT + other criteria Recent Searches

Search run 4:47 PM Criteria Map Results 1

Previous Next 1-7 of 7 Checked 0 All None Page Display Single Line at 25 per page

Listing ID	St	SType	Address	City	Price	Bd	Bth	Abv	Ttl	Fin	Prk Ttl	Assoc YN
5706542	A	SFR	3400 W Greenwood	Denver	\$684,900	4	4	2,261	4,072	3,980	3	Yes
9477565	A	SFR	3406 S Stuart Street	Denver	\$505,000	4	3	1,383	2,516	2,233	2	No
8979518	A	SFR	4011 W Greenwood Place	Denver	\$478,000	5	2	1,261	2,522	2,422	4	No
8177136	A	SFR	2785 S Zurich Court	Denver	\$458,900	4	2	1,145	2,290	2,200	5	No
7228536	A	SFR	3231 S Utica Street	Denver	\$445,000	5	3	1,448	2,581	2,411	2	No
3802810	A	SFR	2799 S Raleigh Street	Denver	\$429,000	4	2	1,145	2,290	2,290	2	No
8755604	A	SFR	2824 S Winona Court	Denver	\$420,000	3	2	1,313	2,290	2,290	1	No

Actions Refine Save Carts [1] Previous Next

Criteria Email Print CMA Directions Stats Export Quick CMA Cloud CMA ShowingTime

Hover over a column header (NOT the column title) 2 the cursor will present as a map compass (a four point arrow) 3



Left click the mouse and a popup window presents 4

Address City

Pixel Width: 200 Auto-fit

Remove Column Insert Column

Alignment: Left Right Center Wrap Line

Cancel Apply 4

To Rename a Cell

Click in the field at the top of the popup 1

Use the **"Backspace"** key on the keyboard to delete the current label

Type the desired column name

Click **"Apply"** 2

Address City 1

Pixel Width: 200 Auto-fit

Remove Column Insert Column

Alignment: Left Right Center Wrap Line

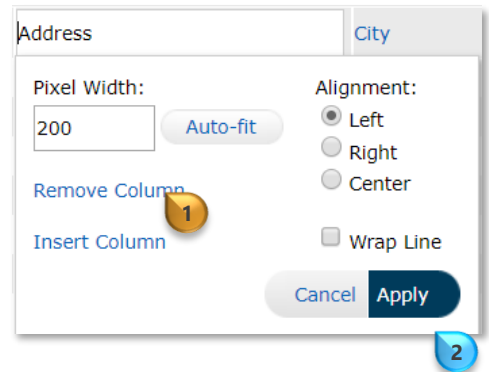
Cancel Apply 2

Create a Custom Display from Results

To Delete a Column


Click on **"Remove Column"** 

Click **"Apply"** 



To Add A or multiple Column(s)

Click **"Insert Column"** 


The popup will expand to include a list of all available columns 

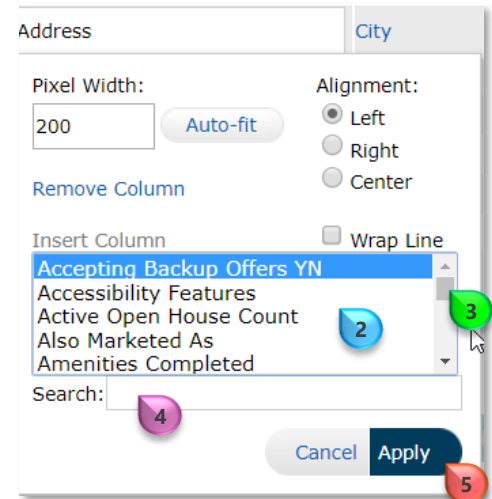
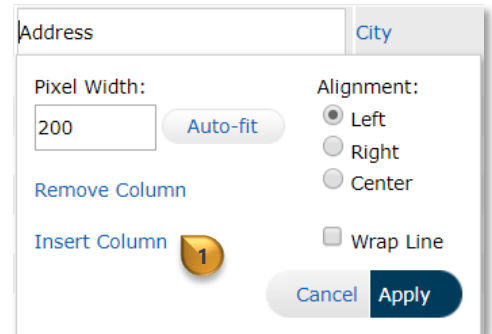
Use the elevator bar to scroll through the list 


Select the desired column(s)

Note: The selected column(s) will be highlighted in blue

Note: Hold down the control/command key to select multiple Available Columns

Note: Use the **"Search"** field  for **"Type Ahead"** functionality. Type the name of the desired column and the list will go directly to that column label. Or simply type the first letter and the list will jump to options beginning with the typed letter



Once all desired columns have been selected click **"Apply"** 

Create a Custom Display from Results

Manage Cell Alignment

Click the *radio button* next to the desired alignment **1**

Once all desired selections have been made click **"Apply"** **2**

Manage Column Order

Hover over a *column header* (NOT a *column title*) the cursor will present as a four-point arrow **1**

Click and hold the *left mouse button* to drag the column left or right to the desired location

Repeat as necessary

City	Address	Price	Bd	Bth	Abv
Denver	3400 W Greenwood Place	\$684,900	4	4	2,261
Denver	3406 S Stuart Street	\$505,000	4	3	1,383
Denver	4011 W Greenwood Place	\$478,000	5	2	1,261
Denver	2785 S Zurich Court	\$458,900	4	2	1,145
Denver	3231 S Utica Street	\$445,000	5	3	1,448
Denver	2799 S Raleigh Street	\$429,000	4	2	1,145
Denver	2824 S Winona Court	\$420,000	3	2	1,313

Save Custom Displays

Click on the save icon **1**



Listing ID	St	SType	City	Price	Bd	Bth	Address	Abv	Ttl	Fin	Pr	Assoc YN
5706542	A	SFR	Denver	\$684,900	4	4	3400 W Greenwood Place	2,261	4,072	3,980	3	Yes
9477565	A	SFR	Denver	\$505,000	4	3	3406 S Stuart Street	1,383	2,516	2,233	2	No

A popup will appear **2**

Click in the **"Display Name"** field **3**

Use the **"Backspace"** key on the keyboard to delete **"Single Line"**

Type in the desired name


Click **"Save As a Copy"** **4**

Note: *Custom Displays* must be saved in order to access them when re-launching Matrix

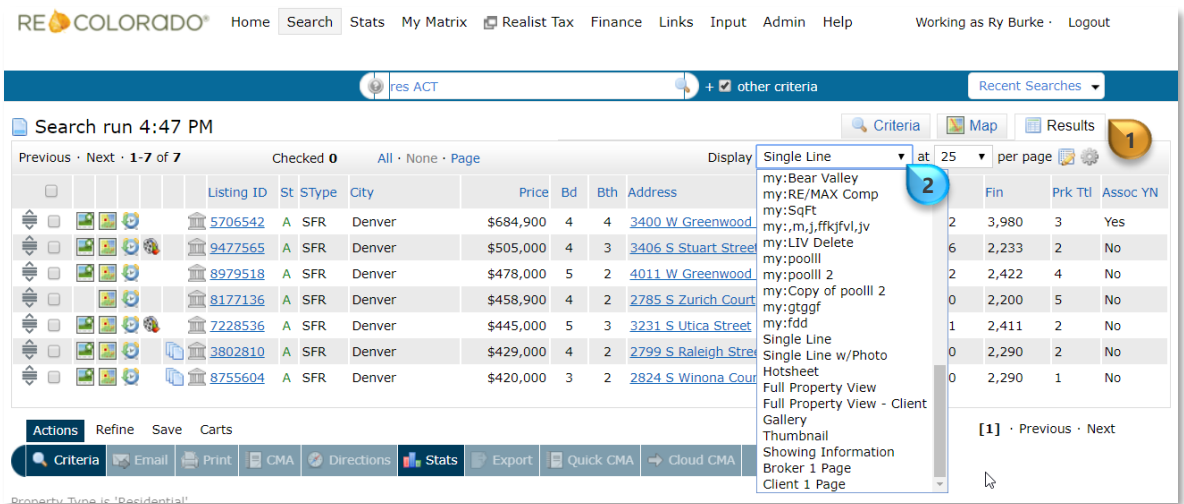
Create a Custom Display from Results

Access Custom Displays

Custom Displays can be accessed from any results screen  1

From the **results tab** click on the **Display dropdown**  2 and select the desired *Custom Display*

Note: The names of all *Custom Displays* will start with **my**:



The screenshot shows the RECOLORADO search results interface. At the top, there is a navigation bar with links for Home, Search, Stats, My Matrix, Realist Tax, Finance, Links, Input, Admin, and Help. The user is logged in as Ry Burke. Below the navigation bar is a search bar containing 'res ACT' and a 'Recent Searches' dropdown. The main content area shows a search run at 4:47 PM with 7 results. A 'Display' dropdown menu is open, showing a list of custom display options starting with 'my:'. A blue circle with the number '2' highlights the dropdown menu. A yellow circle with the number '1' highlights the 'Results' tab in the top right corner of the results area. The table below the dropdown menu shows columns for Listing ID, St, SType, City, Price, Bd, Bth, Address, and various metrics like Fin, Prk, Ttl, and Assoc YN.

Listing ID	St	SType	City	Price	Bd	Bth	Address	Fin	Prk	Ttl	Assoc	YN
5706542	A	SFR	Denver	\$684,900	4	4	3400 W Greenwood	2	3,980	3	Yes	
9477565	A	SFR	Denver	\$505,000	4	3	3406 S Stuart Street	6	2,233	2	No	
8979518	A	SFR	Denver	\$478,000	5	2	4011 W Greenwood	2	2,422	4	No	
8177136	A	SFR	Denver	\$458,900	4	2	2785 S Zurich Court	0	2,200	5	No	
7228536	A	SFR	Denver	\$445,000	5	3	3231 S Utica Street	1	2,411	2	No	
3802810	A	SFR	Denver	\$429,000	4	2	2799 S Raleigh Stre	0	2,290	2	No	
8755604	A	SFR	Denver	\$420,000	3	2	2824 S Winona Cou	0	2,290	1	No	