


Search by an MLS#

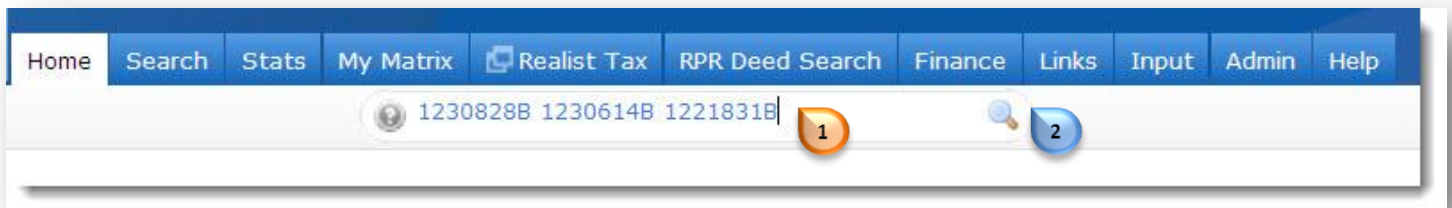
There are two ways to search for an MLS number. The Speed Bar and the MLS# Search screen. This guide provides instruction for both.


The Speed Bar

- From any tab click in the **Speed Bar** and **type the MLS#s**  separated by spaces

Note: Realist Tax is the only tab that does not have the Speed Bar.

- Click the **Search** icon  to the right of the Speed Bar



- The Search tab opens to the Results view  with the results of all valid MLS#s

The screenshot shows the METROLIST search results page. The search bar at the top contains the same MLS numbers. The results are displayed in a table with columns: MLS #, St, P Type, Address, City, Zip, List / Sold \$, Beds, Baths, Sqft, Fin Sqft, and Listing Office. Three results are shown, with callout bubbles labeled "3" and "4" pointing to the search criteria and the first result row, respectively.


MLS #	St	P Type	Address	City	Zip	List / Sold \$	Beds	Baths	Sqft	Fin Sqft	Listing Office
1221831B	A	RES	568 S GILPIN Street	Denver	80209	\$1,795,000	4	4	4,442	4,442	RE/MAX ALLIANCE
1230614B	A	INC	11 CHAMBERS Court	Aurora	80011	\$399,950	12	6	4,704	4,704	RE/MAX PROFESSIONALS
1230828B	A	LND	265 RALEIGH Street	Denver	80212	\$299,900					SILVA, DANIEL R E BROKER

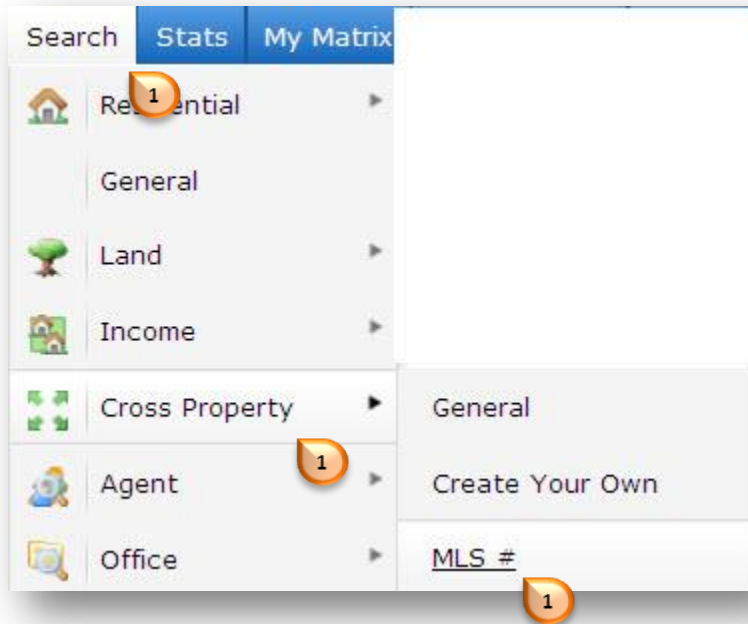
At the bottom of the page, it says: "MLS Number is one of 1230828B, 1230614B, 1221831B Found 3 results in 0.02 seconds."


- If the MLS#s are for various property types,  the results open in the Cross Property results view.

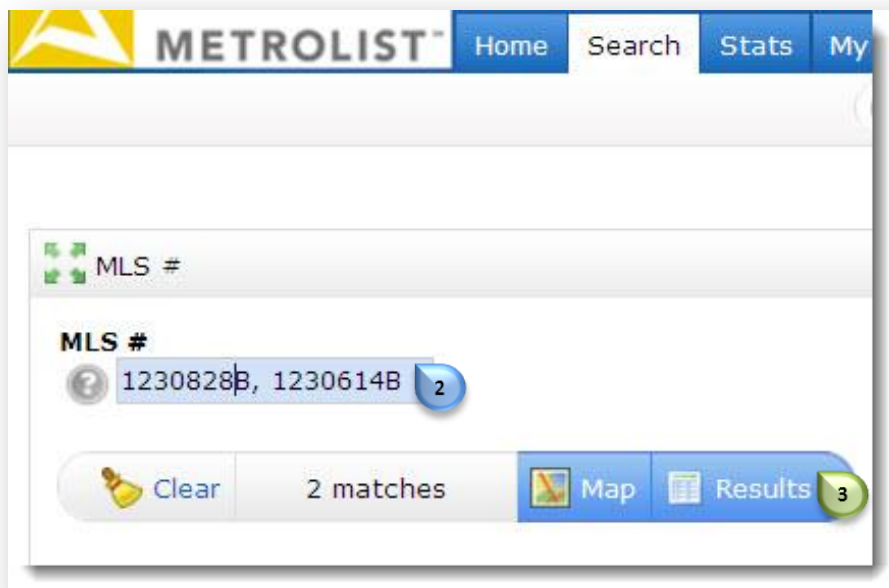
Search by an MLS#

The MLS# Search Screen

- Hover over **Search**, move your mouse to **Cross Property** and click **MLS #** 



- Type the MLS#s separated by commas into the **MLS # field** 



- Click the **Results** 

Note: If you select **MLS #** search from a specific property type like Residential, then only **MLS#**'s that correspond to that property type will be found.