
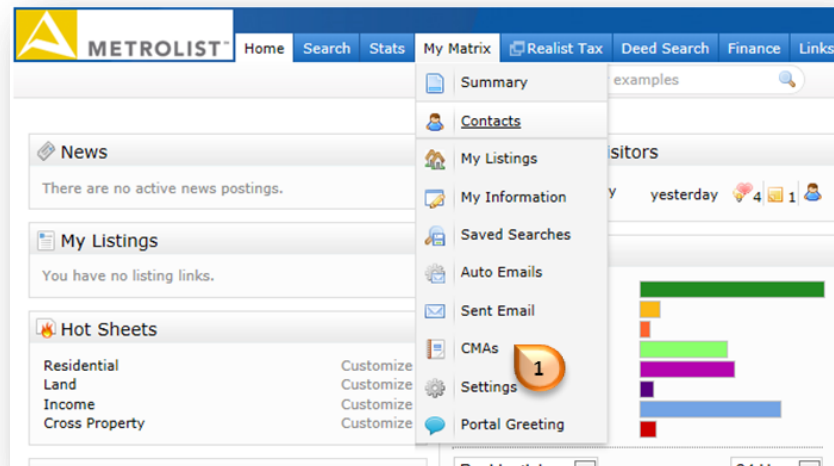


Understand Your CMA Options

The “**CMAs**” under “**My Matrix**” provides several CMA options: Start a new CMA, access a saved CMA, copy a saved CMA, or delete a CMA.

Hover over “**My Matrix**”
and select “**CMAs**” 

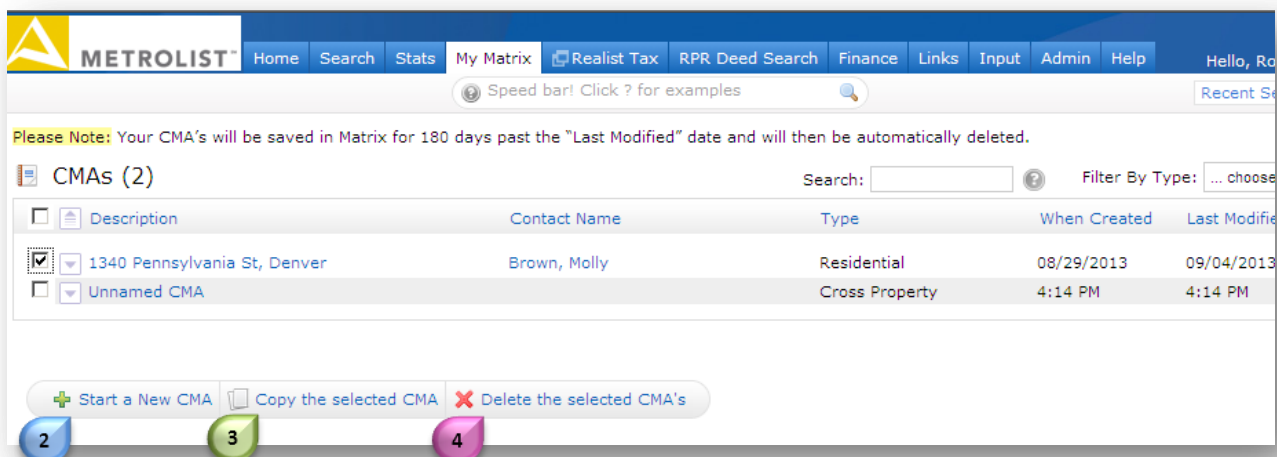


You have the following options:

“**Start a New CMA**”  to begin the CMA Wizard (prior to search)

“**Copy the selected CMA**”  to make a copy of another CMA

“**Delete the selected CMA's**”  to delete CMA(s) from Matrix



Understand Your CMA Options

Click drop-down arrow **5** beside the CMA of interest

METROLIST Home Search Stats My Matrix Realist Tax RPR Deed Search Finance Links Input Admin Help Hello, Ron

Please Note: Your CMA's will be saved in Matrix for 180 days past the "Last Modified" date and will then be automatically deleted.

CMA's (2) Search: Filter By Type: ... choose

<input type="checkbox"/>	Description	Contact Name	Type	When Created	Last Modified
<input checked="" type="checkbox"/>	1340 Pennsylvania St, Denver	Brown, Molly	Residential	08/29/2013	09/04/2013
<input type="checkbox"/>	Unnamed CMA		Cross Property	4:14 PM	4:14 PM

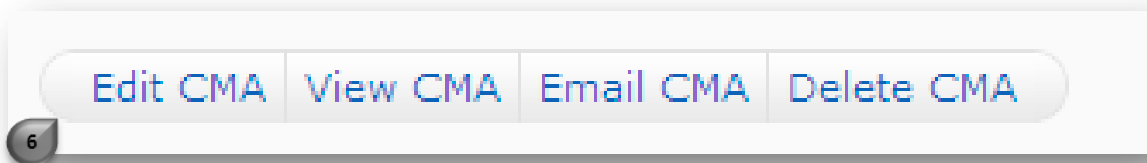
1340 Pennsylvania Street

Counts of Comparable Properties Sold: 3

Edit CMA View CMA Email CMA Delete CMA

+ Start a New CMA Copy the selected CMA Delete the selected CMA's

The section expands and a button bar presents four options:



NOTE: CMAs will be saved for 180 days past the "Last Modified" date. To retain beyond 180 days, open saved CMA and re-save.