


## Matrix Updates

### Homes.com Now Available as Syndication Channel – Read the [Special Announcement](#)

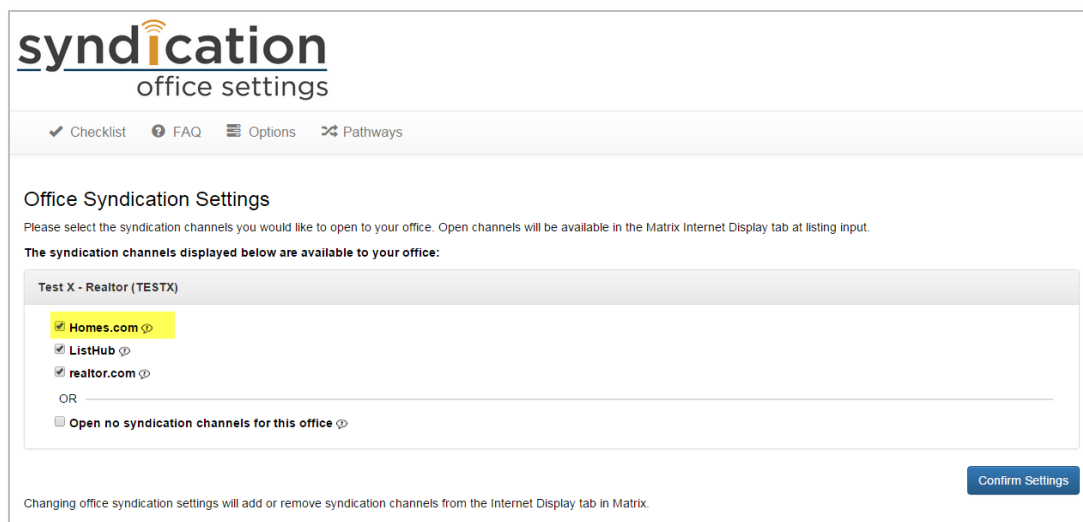
In the office and listing syndication settings, you will now be able to select [Homes.com](#) as a syndication channel. Currently, Homes.com receives REcolorado listings from ListHub. In a few weeks, Homes.com will switch to receiving listings from the REcolorado Syndication portal. Between now and then, you can update your new and existing listings to opt in to Homes.com as a syndication channel. We will notify you as soon as Homes.com has made the switch from ListHub to the REcolorado Syndication portal.

Managing Brokers will first need to make Homes.com available as a syndication channel by selecting it on their Office Syndication Settings page.

1. From your CONNECT dashboard, click the **Office Syndication Settings** button.



2. Select your syndication channels, then click **Confirm Settings**.



- The syndication channels selected by the Managing Broker will be available on the Internet Display tab for Residential Attached, Residential Detached, Land, and Income listing input in Matrix. You can make these selections on newly-entered listings, as well as listings that are already in Active status.

**Residential Detached Listings Input**

Status Agent General Building New Home Interior Rooms Site Parking Community **Internet Display** Remarks Horse Facilities

**Internet Display**

Based on your listing agreement, select if this listing and the listing's address will be displayed on the Internet. Internet display includes REcolorado.com and IDX websites.

\* Internet display of listing  Yes  No

Internet display of address  Yes  No

**Syndication Resources**

Use the following resources to develop a syndication strategy that is best for your listing:

- [Syndication Frequently Asked Questions](#)
- [Syndication Checklist](#) - Things to Consider when Choosing Syndication Publishers
- [Syndication Pathways](#) - How Listings are Syndicated
- [Evaluating Your Syndication Options](#) - Your Listing. You Decide.

**Listing Syndication Settings**

The syndication channels below were made available by your Managing Broker. If you have questions about your syndication options, please contact your Managing Broker.

Please select syndication channel(s) for your listing:

- Homes.com
- ListHub
- realtor.com

You can make this listing available on REcolorado.com and IDX websites before it displays on syndication channels. Please select the date you would like your listing made available to selected syndication channel(s).

### New HOA Transfer fields

**HOA Transfer Amount (\$ or %)** and **HOA Transfer Based On** fields are now available on listing input for Residential Attached, Residential Detached, Land, Income, and New Home Communities.

- The new fields are located on the Community tab under the Additional Information section.
- These fields have also been added to Displays, Exports and Searches.

**HOA Transfer Amount (\$ or %)**

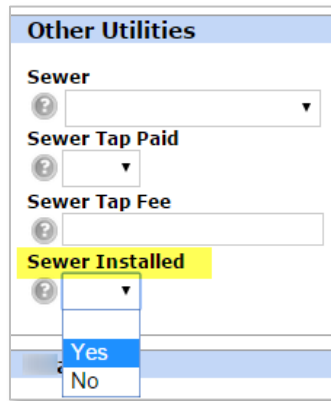
**HOA Transfer Based On**

- Percent Of Sales Price
- Percent of Sellers Proceeds
- Flat Fee
- Other, See Remarks

### New Sewer Installed Field

**Sewer Installed** has been added to Land listing input.

- This field is located on the Site tab under the Other Utilities section.
- This field has also been added to Displays, Exports and Land Search.



The screenshot shows a software interface window titled "Other Utilities". It contains several fields, each with a question mark icon to its left. The fields are: "Sewer" (a dropdown menu), "Sewer Tap Paid" (a dropdown menu), "Sewer Tap Fee" (a text input field), and "Sewer Installed" (a dropdown menu). The "Sewer Installed" field is highlighted with a yellow background. Its dropdown menu is open, showing two options: "Yes" and "No".