

REcolorado.com Updates

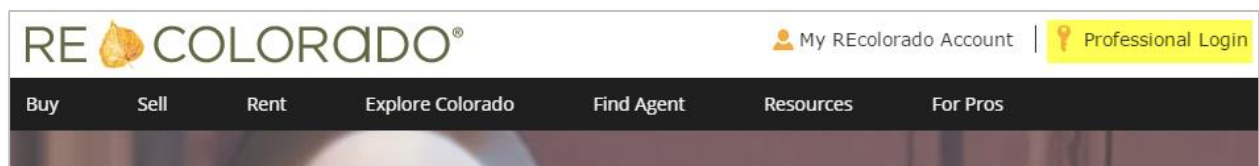
- **Homesnap Page** – A new content page, accessible from the For Pros page, has been added which talks about our partnership with Homesnap and how to download the app. <http://www.recolorado.com/pages/for-professionals/mobile>

Marketplace Updates

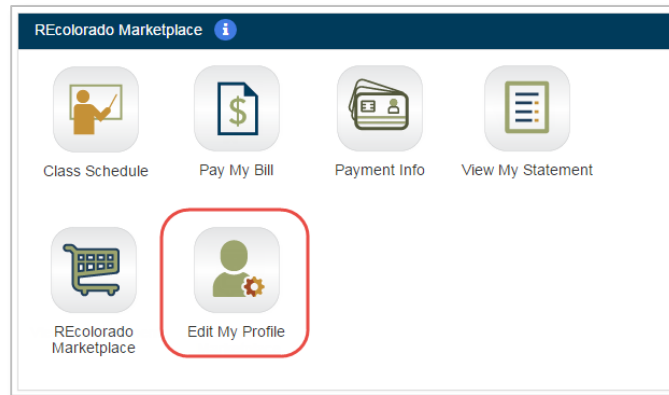
- Your REcolorado.com Profile page is your own personal page on REcolorado.com where you can market your skills and experience. In Marketplace, additional cities have been added to the Service Area section, allowing you to better describe your services.

To update or add Service Areas:

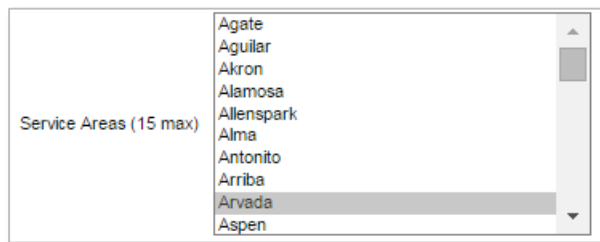
1. Login to CONNECT through the Professional Login on REcolorado.com.



2. Under REcolorado Marketplace, click **Edit My Profile**.



3. Login to REcolorado Marketplace using your email and Marketplace password.
Note: This is the same username and password you use to pay your bill online.
4. Update your service areas and save your profile. Be sure to review and update the rest of your profile while you're there!
Note: You can select up to 15 service areas.



5. For How To guides that walk you through updating all of your REcolorado.com Profile, go to the **My REcolorado** section on the Matrix Help tab and select **My REcolorado Profile**.
- An informational page about Homesnap Pro has been added to REcolorado Marketplace under the Mobile → Mobile MLS category.

