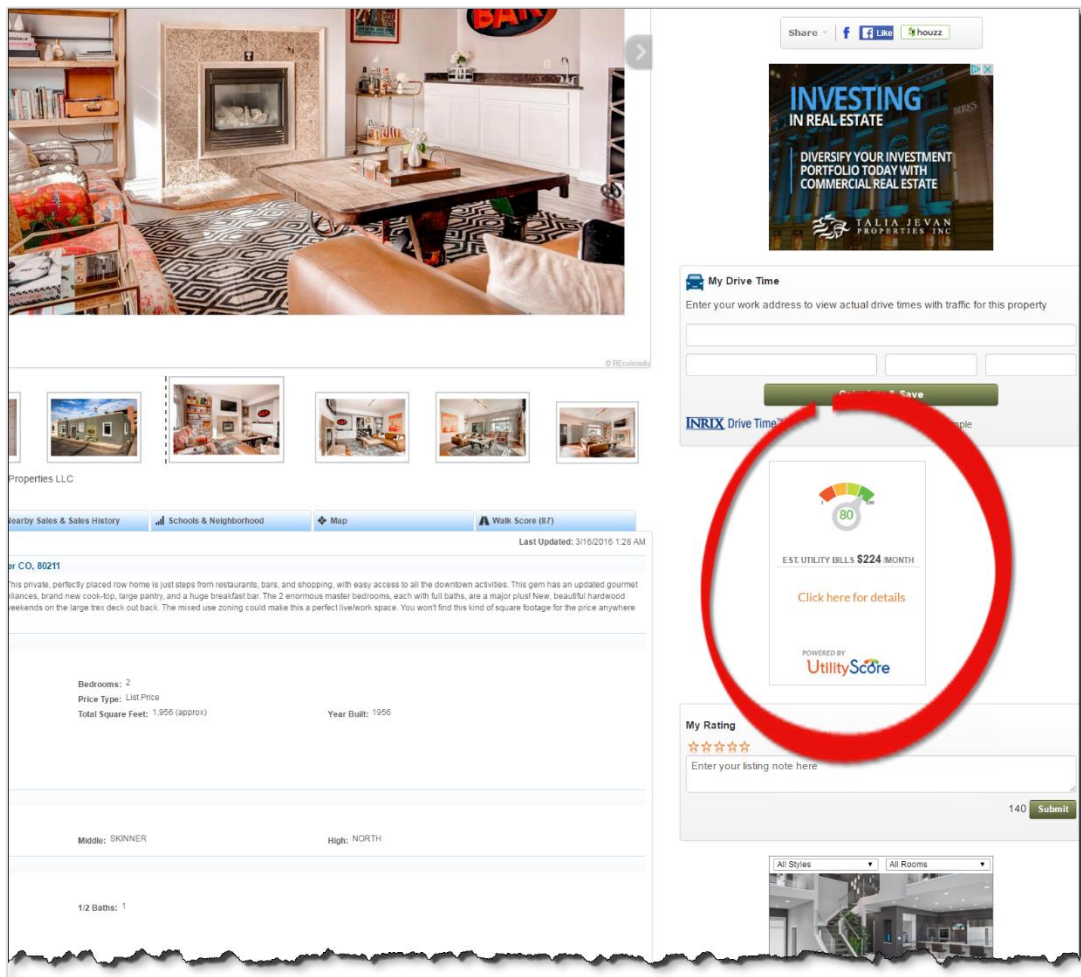


## REcolorado.com Updates

### UtilityScore

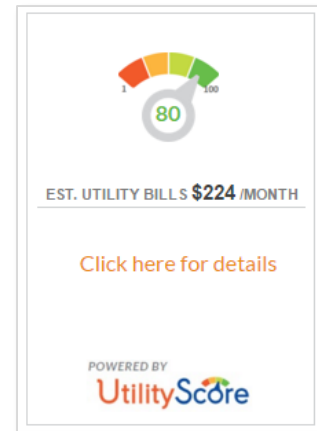
A new UtilityScore widget has been added to the property details page on REcolorado.com. UtilityScore helps you see more of the full picture of new home costs and provides an estimate on monthly utility bills. This new tool is part of our ongoing effort to increase the stickiness and informative content we provide to REcolorado.com visitors.

- Properties are scored on a 100 point scale with 100 representing very low utility bills. You can also see the estimated monthly utility bill (electricity, water, and gas).
- Scores and estimated bills are based on local utility rates, the home's size and age, and the regional climate.



- Clicking the widget takes you to the UtilityScore website where you can adjust the number of occupants and other settings to better refine your estimated bills.

- On the UtilityScore site, you can also learn more about your score and have the option to sign-up with UtilityScore for money-saving ideas and smart improvements to the property that could improve your score and utility bills.



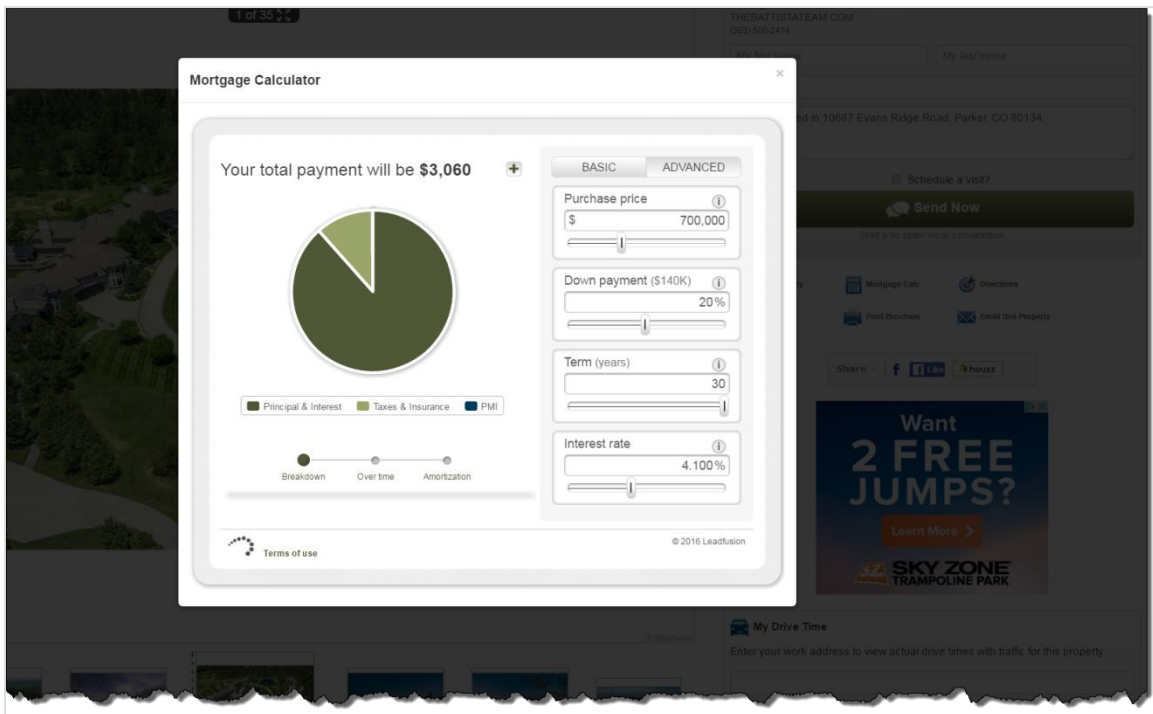
The screenshot shows the UtilityScore website interface. At the top left is the UtilityScore logo. To the right are navigation links: HOW IT WORKS, PROFESSIONAL, FAQ, ABOUT, CONTACT. Below the navigation is a property information box: 1938 W 33rd Avenue, Denver, CO 80211, 1,956 sqft, Year Built: 1956 Lot Size: 0.11. The main content area features a large UtilityScore gauge showing a score of 83 and a total bill of \$2,575 / YEAR. To the right of the gauge is a table of utility costs:

Utility	MONTHLY	YEARLY	PEAK
Electricity (Lightning Bolt)	\$80	\$963	PEAK SUMMER BILL: \$91
Gas (Flame)	\$82	\$984	PEAK WINTER BILL: \$118
Water (Water Drop)	\$52	\$628	PEAK SUMMER BILL: \$52

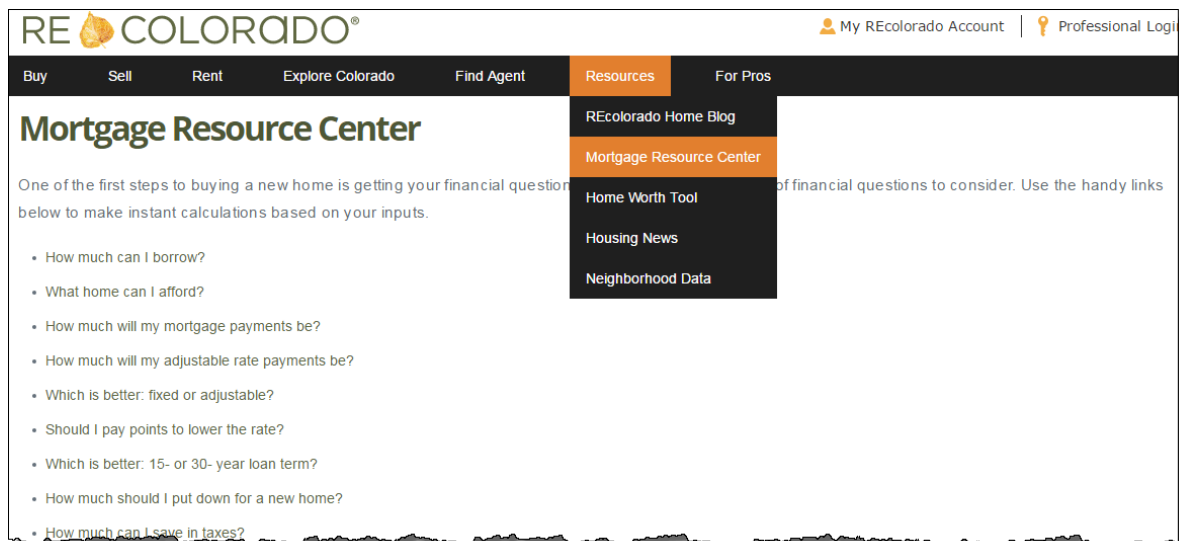
Below the table is a "Refine Score" section with three sliders: "ADJUST NUMBER OF OCCUPANTS" (set to 3), "ADJUST YOUR THERMOSTAT SETTINGS (°F)" (with "WINTER SETTING" and "SUMMER SETTING" buttons), and "WILL THE HOME BE OCCUPIED DURING THE DAY?" (set to NO). On the left side of the "Refine Score" section are two buttons: "Compare with Neighbors" and "What the Score Means".

### New Mortgage Calculators

- New versions of the Leadfusion mortgage calculators are now available. These updated tools are part of our ongoing effort to provide user- friendly and cleanly designed tools on REcolorado.com. These tools are available in two different places on REcolorado.com:
  - From the **Mortgage Calc** button on the right-hand side of the property details page:



- From the Mortgage Resource Center under the Resources Menu:



**Matrix Updates**

Price Per Acre has been added to 1004MC Report Detail for Land listings.

Active MLS #	Address	Acres	\$/ Acres	Lot SF	List Date	DOM/CDOM	Orig Price	List Price
		200.000	12,500.00	8,712,000	07/06/2011	1,705 / 1,705	\$4,950,000	\$2,500,000
		2.030	98,029.56	88,427	04/11/2006	2,940 / 3,600	\$209,000	\$199,000
		5.320	23,496.24	231,609	05/31/2010	2,106 / 2,106	\$149,000	\$125,000

Inventory Analysis	Prior 7-12 Months (03/31/2015-09/27/2015)	Prior 4-6 Months (09/28/2015-12/28/2015)	Current - 3 Months (12/29/2015-03/30/2016)
Total # of Comparable Sales (Settled)	0	0	0
Absorption Rate (Total Sales/Months)	0.00	0.00	0.00
Total # of Comparable Active Listings	3	3	3
Months of Housing Supply (Lst/Ab. Rate)	0.00	0.00	0.00
Median Sale & List Price DOM	Prior 7-12 Months	Prior 4-6 Months	Current - 3 Months
Median Comparable Sale Price	\$0	\$0	\$0
Median Comparable Sales DOM	0	0	0
Median Comparable List Price (Listings Only)	\$199,000	\$199,000	\$199,000
Median Comparable Listings DOM (Listings Only)	2,106	2,106	2,106
Median Sale Price / Median List Price %	0.00%	0.00%	0.00%

*\*For the 7-12 Months and 4-6 Months periods, the total # of Comparable Active Listings is based on listings that were in Active status at the end of those time periods. For Current-3 Months, the total # of Comparable Active Listings is based on listings that were in Active status during that time period.*