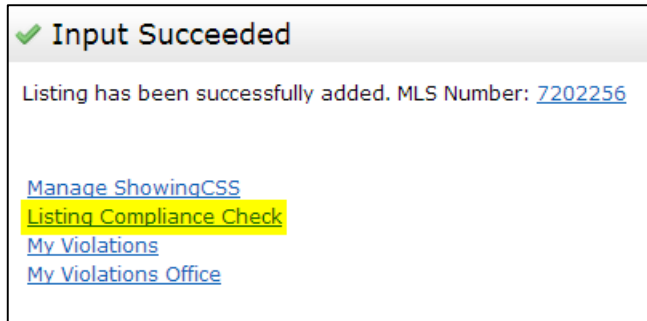


Listing Data Checker Helps You Enter Accurate Listing Data

Listing Data Checker (LDC) is an automated tool integrated with Matrix and used by REcolorado Customer Care that helps ensure accurate and timely listing information in Matrix, improving data quality for everyone. LDC has several integration points with Matrix to help you manage your listings.

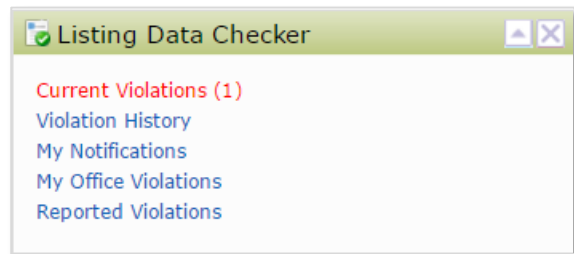
Listing Compliance Check

- **Listing Compliance Check** allows you to check your listing for all of the rules checked by LDC. This puts you in control of ensuring your listing contains accurate, timely, and complete data.
- You'll see the **Listing Compliance Check** option after you submit a listing to Active, Under Contract, Withdrawn, Sold, or Expired status, or under **Input → Modify Listing**. **Note:** This link can't be used on Incoming status listings.
- When you click the link, you'll see a listing detail report from LDC indicating possible violations in red text.




Listing Data Checker Widget

- A **Listing Data Checker** widget is available on your Matrix Dashboard. This allows you to quickly access your current violations, your violation history and potential violations that you've reported.
- Managing Brokers and Office Admins can see violations for their office with the **My Office Violations** link.
- You can also access **My Violations** from **Input → Modify Listing**.



Report It

- **Report It** allows you to submit potential compliance violations directly from Matrix.
- The most common categories of violations are listed, or you can enter a note describing the violation.
- The **Report It** link  is available on the Full display for all property types. Click the **Report It** link and complete the form. The violation is automatically associated with the selected listing and sent to REcolorado Customer Care for review and possible action.

