



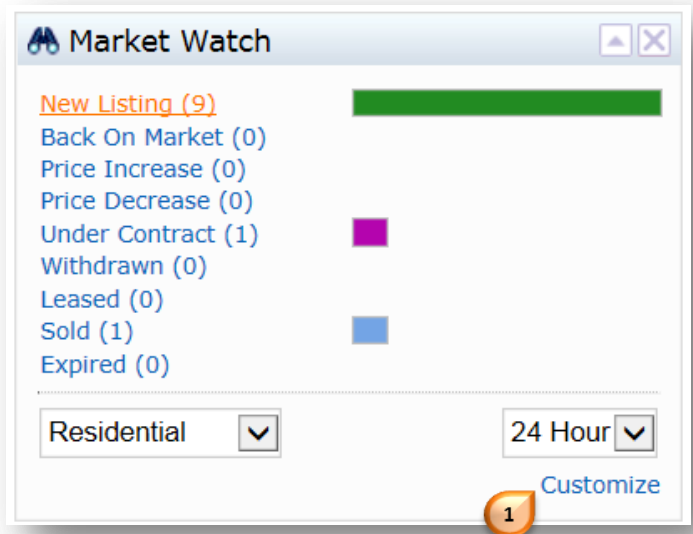
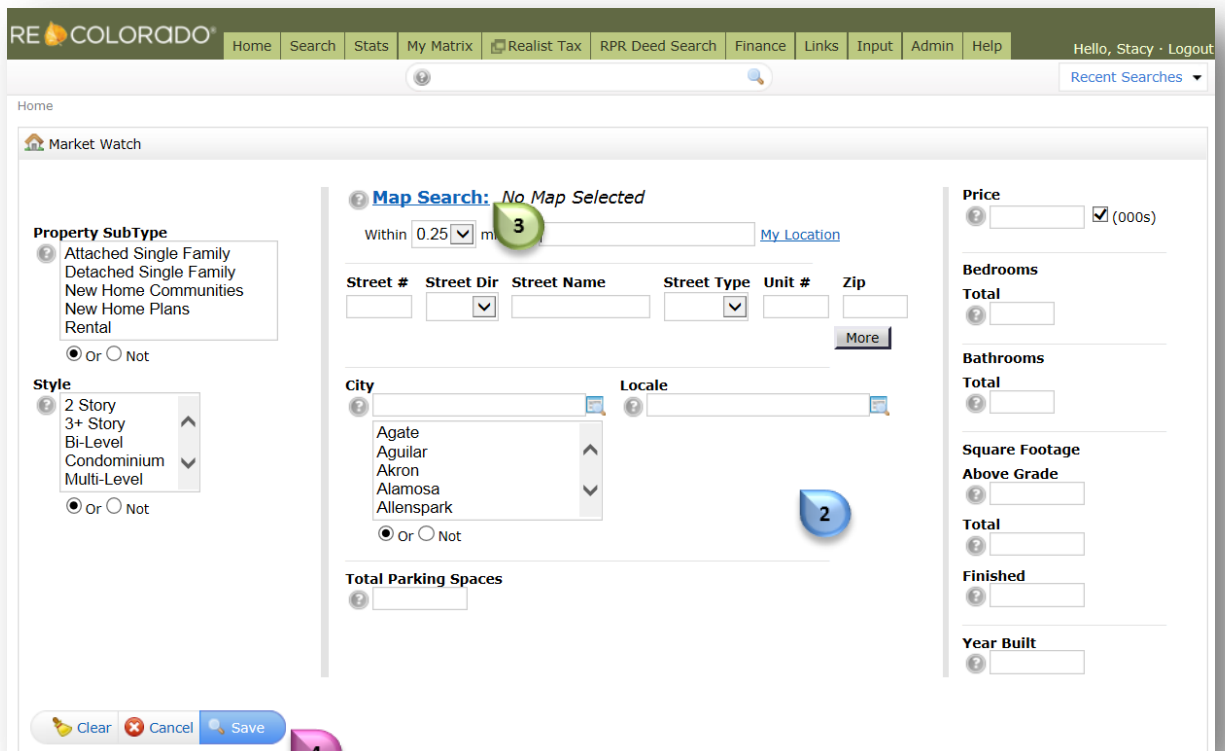


# Customize the Market Watch Widget

The Market Watch Widget has the option to be customized based on specific search criteria and/or geographic area.

- Click **“Customize”** 
- Enter specific criteria  And/OR
- Draw a specific area on the **“Map”** 
- Click **“Save”** 
- The Market Watch Widget will now reflect information based on the specific criteria you have customized.

The screenshot shows the RE COLORADO website's Market Watch customization interface. The navigation bar includes Home, Search, Stats, My Matrix, Realist Tax, RPR Deed Search, Finance, Links, Input, Admin, and Help. The user is logged in as "Hello, Stacy · Logout".

The Market Watch section includes the following fields and options:

- Property SubType:** Attached Single Family, Detached Single Family, New Home Communities, New Home Plans, Rental. Radio buttons for "Or" and "Not".
- Style:** 2 Story, 3+ Story, Bi-Level, Condominium, Multi-Level. Radio buttons for "Or" and "Not".
- Map Search:** No Map Selected. Within 0.25 mi. My Location.
- Street #, Street Dir, Street Name, Street Type, Unit #, Zip:** Input fields with a "More" button.
- City:** Agate, Aguilar, Akron, Alamosa, Allenspark. Radio buttons for "Or" and "Not".
- Locale:** Input field.
- Total Parking Spaces:** Input field.
- Price:** Input field with a "(000s)" checkbox.
- Bedrooms Total:** Input field.
- Bathrooms Total:** Input field.
- Square Footage Above Grade Total:** Input field.
- Finished:** Input field.
- Year Built:** Input field.

Buttons at the bottom include "Clear", "Cancel", and "Save". A callout "4" points to the "Save" button.