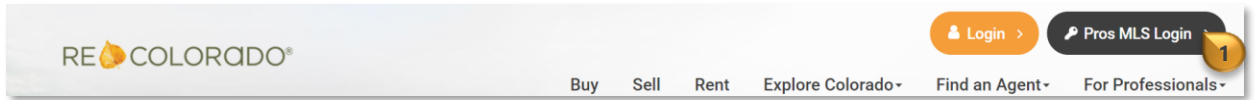
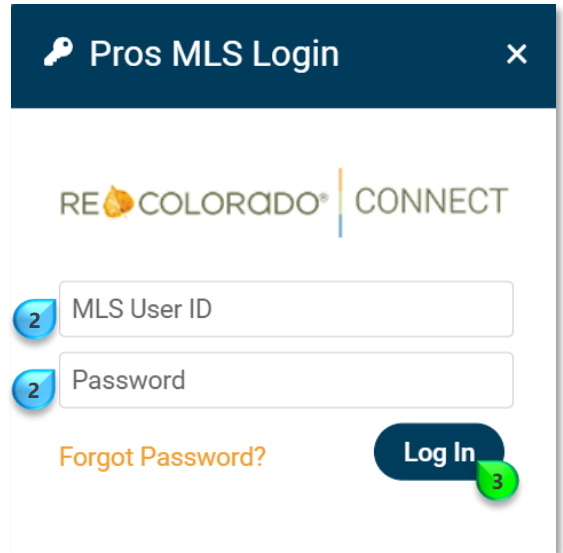


Complete Your REcolorado.com Profile

Go to *REcolorado.com* click "**Pros MLS Login**" ¹

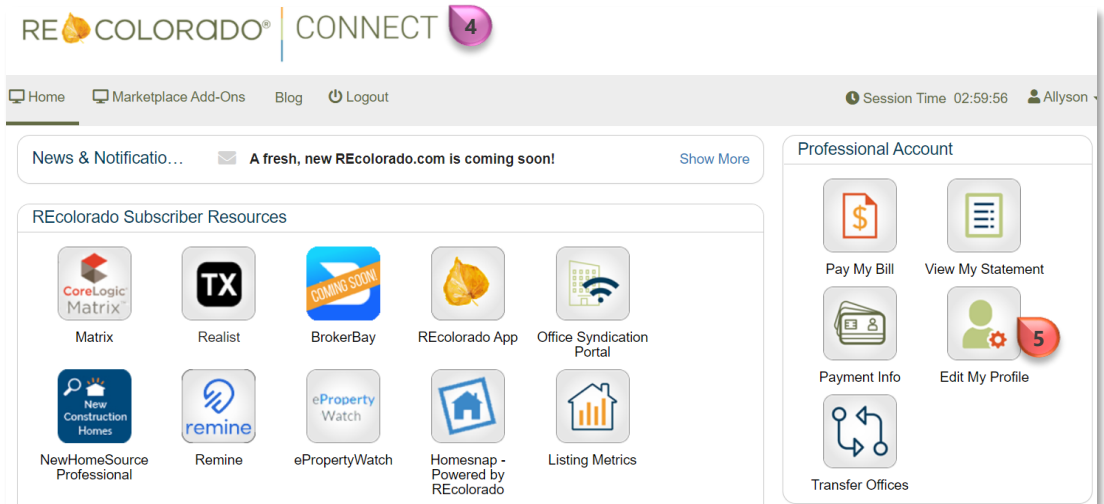


Enter your *REcolorado* credentials in the **Pros MLS Login** fields ²



Click "**Log In**" ³

The **REcolorado CONNECT** Dashboard presents ⁴



Click on "**Edit My Profile**" ⁵

Complete Your REcolorado.com Profile

The **REcolorado.com Profile** form will present 

RECOLORADO® | REcolorado Profile

When you enter your listing into the MLS, you're also putting it on REcolorado.com—our public-facing home search site that receives two-million visitors per month. Visitors to your listing on REcolorado.com can clearly see you are the listing broker and can click your name to view your personal webpage on REcolorado.com. The information you fill out below is added to your personal webpage on REcolorado.com so prospective clients can learn more about you. In addition to your market expertise, your webpage includes a link to view your listings, the ability for a consumer to contact you directly, and the option to set you as their preferred agent so any leads they generate are sent directly to you!

DIRECT PHONE * *

MOBILE PHONE

AGENT FAX

REAL ESTATE LICENSE #

YEAR LICENSED

TITLE

AGENT WEBSITE

FACEBOOK

LINKEDIN

TWITTER

PINTEREST

INSTAGRAM

BLOG


MLS EMAIL ADDRESS * *

afryar@recolorado.com

To change your **My Account Email**, please log into pros.recolorado.com.

PRIMARY ASSOCIATION

*Please contact Customer Care at 303-850-9576 to change your Primary REALTOR Ass
*The REALTOR designation is automatically applied to members of participating assoc

Enter all applicable
Information 

Click "Submit" 

Submit 