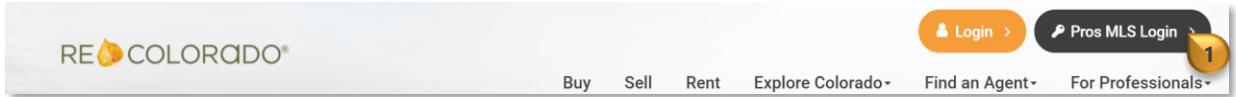


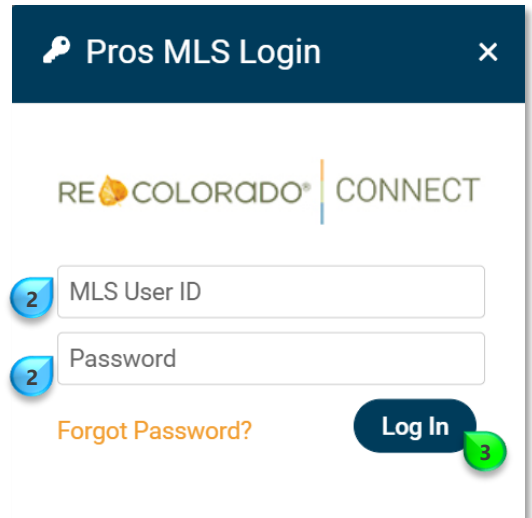
Select Office Syndication Channels

Note: Only *Managing Brokers* and *Participants* can select syndication channels

Go to *REcolorado.com* click "**Pros MLS Login**" 1

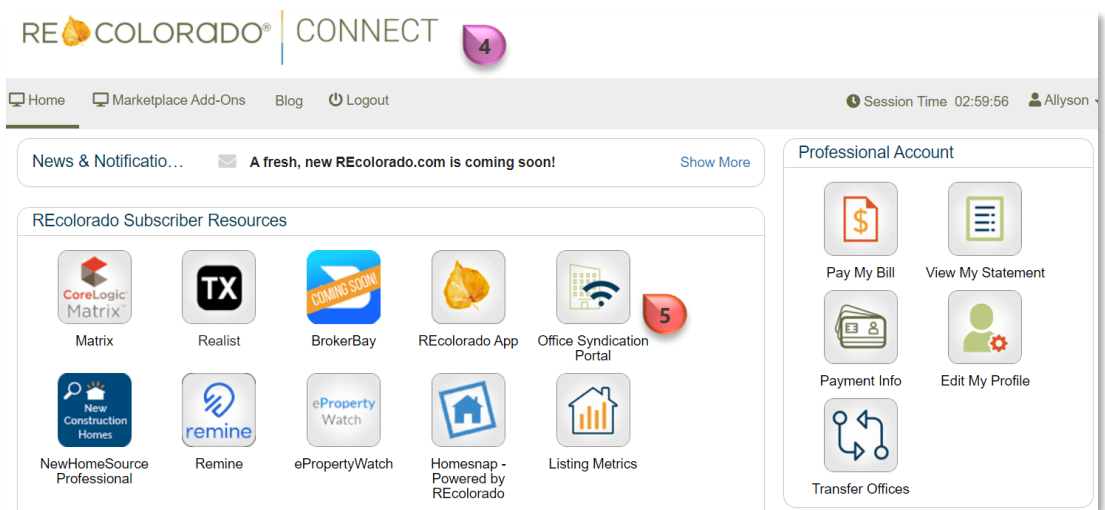


Enter your *REcolorado* credentials in the **Pros MLS Login** fields 2



Click "**Log In**" 3

The **REcolorado CONNECT** Dashboard presents 4

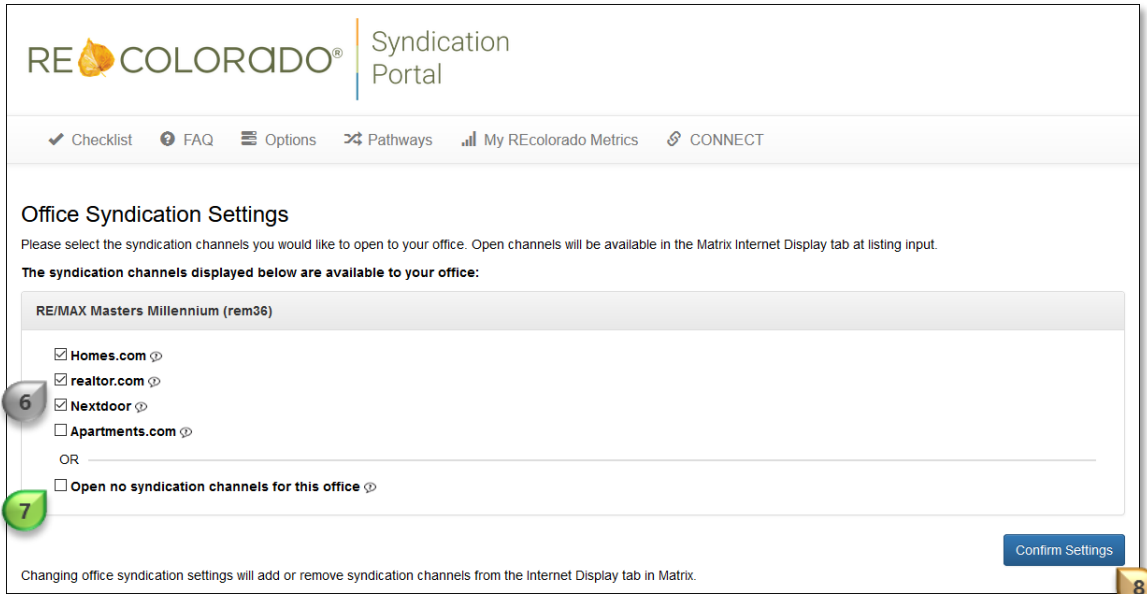


Click "**Office Syndication Portal**" 5

Select Office Syndication Channels

Click to place a *checkmark* next to the channel(s) you would like to open to your office 

Or place a *checkmark* next to **"Open no syndication channels for this office"** 



RE/MAX COLORADO® Syndication Portal

✓ Checklist ? FAQ ☰ Options ↔ Pathways 📶 My REcolorado Metrics 🔗 CONNECT

Office Syndication Settings

Please select the syndication channels you would like to open to your office. Open channels will be available in the Matrix Internet Display tab at listing input.

The syndication channels displayed below are available to your office:

RE/MAX Masters Millennium (rem36)

- Homes.com
- realtor.com
- Nextdoor
- Apartments.com

OR

- Open no syndication channels for this office

[Confirm Settings](#)

Changing office syndication settings will add or remove syndication channels from the Internet Display tab in Matrix.

Click **"Confirm Settings"**