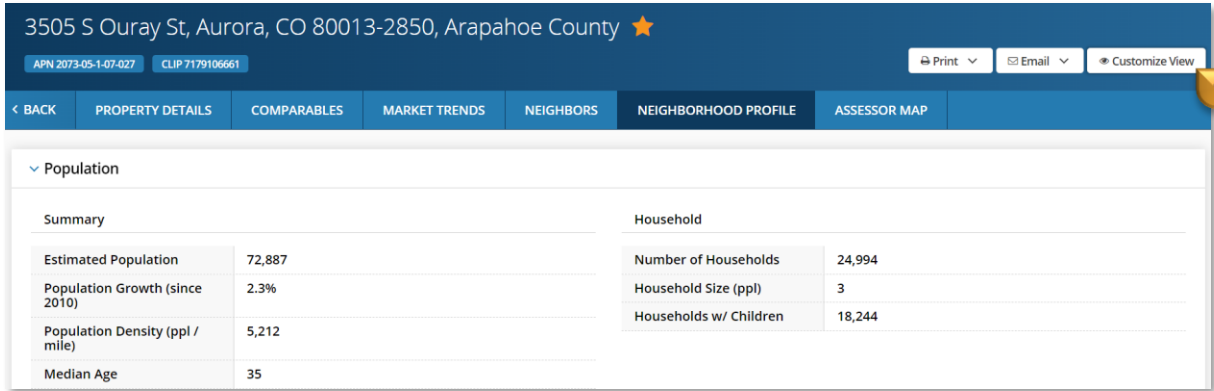


# Customize a Realist Neighborhood Profile Report Display

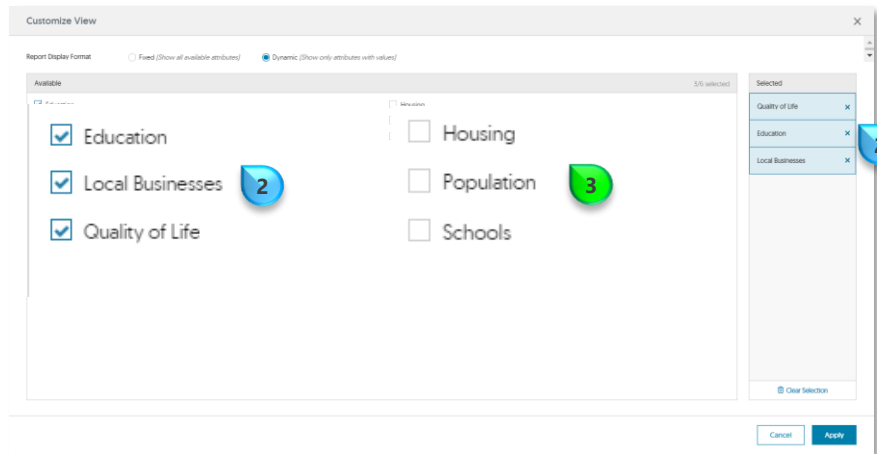
To edit the *Neighborhood Profile* display

Click "**Customize View**" 1



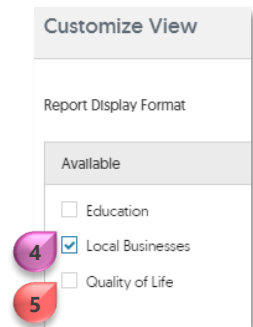
Sections with a *checkmark* 2 will appear in the *Selected* panel and will present in the report

Sections without a *checkmark* 3 will not appear in the report



To remove a section click the *checkbox* with a *checkmark* next to the section of interest 4. This will remove the *checkmark* and remove the section from the report.

To add a section click a *checkbox* without a *checkmark*. 5 This will add a *checkmark* and include the section in the report.



**Note:** Sections will remain removed from future *Neighborhood Profile* Reports. To add a section back to the display, follow the same process.