

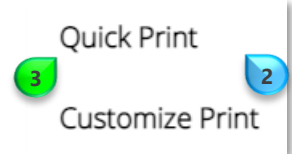
From the Reports screen

Click "Print"



Choose from the available print options

## Option I



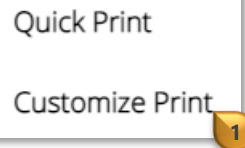
Click "Quick Print" to generate a PDF of the report you are viewing



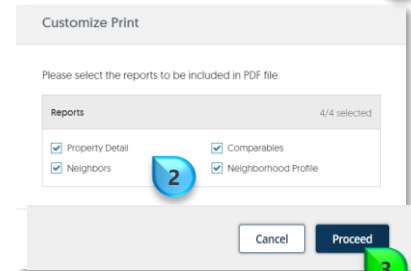
Click "Print"

## Option II

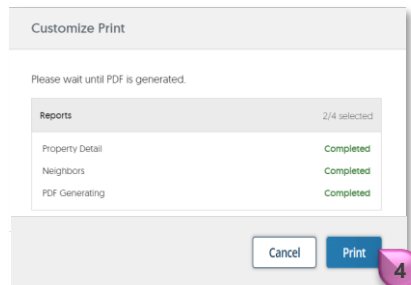
Click "Customize Print" to select the desired PDFs



Select from the list of available reports



Click "Proceed"



Click "Print"