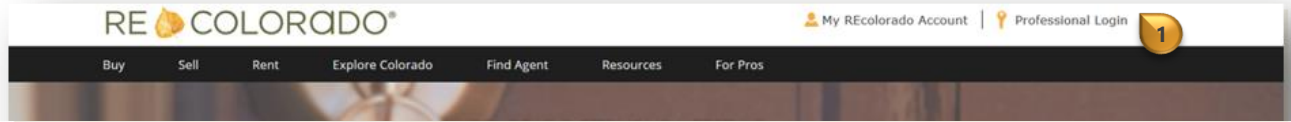


Select Office Syndication Channels

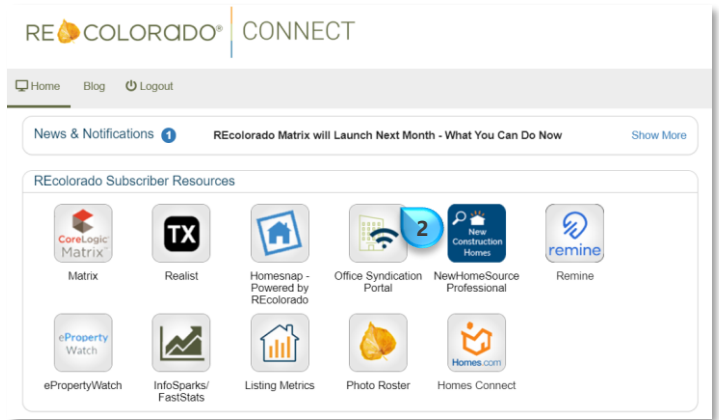
Note: Only *Managing Brokers* and *Participants* can select syndication channels

Log into *REcolorado.com* the **“Professionals Login”** 1



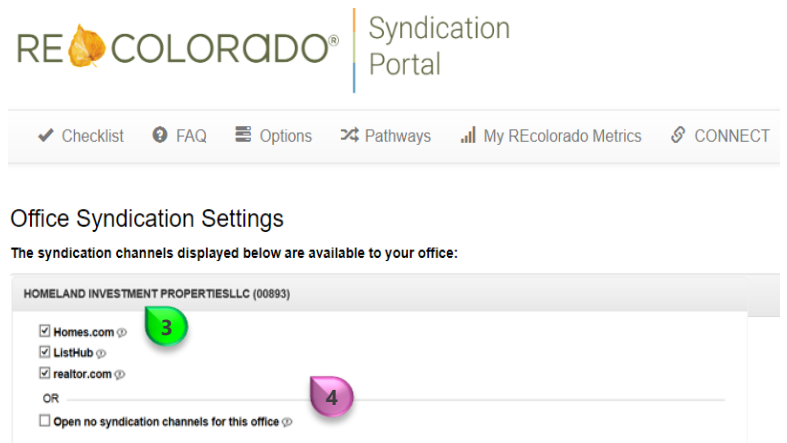
The *CONNECT* tab will open

Click **“Office Syndication Portal”** 2



Click to place a checkmark next to the channel(s) you would like to open to your office 3

Or place a check mark next to **“Open no syndication channels for this office”** 4



Click **“Confirm Settings”** 5

Changing office syndication settings will add or remove syndication channels from the Internet Display tab in Matrix. Confirm Settings 5