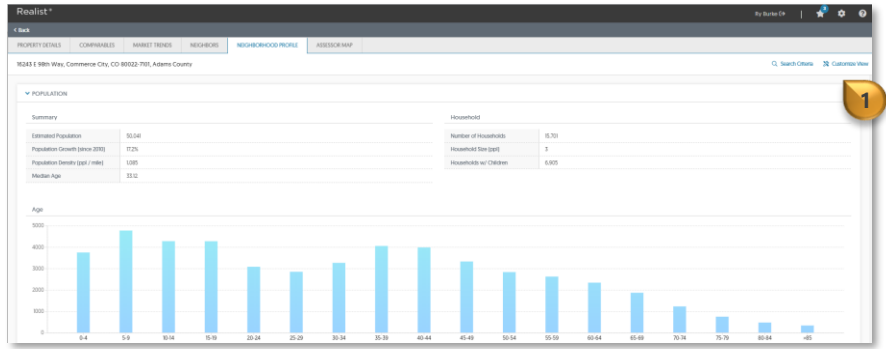




Customize a Realist Neighborhood Profile Report Display

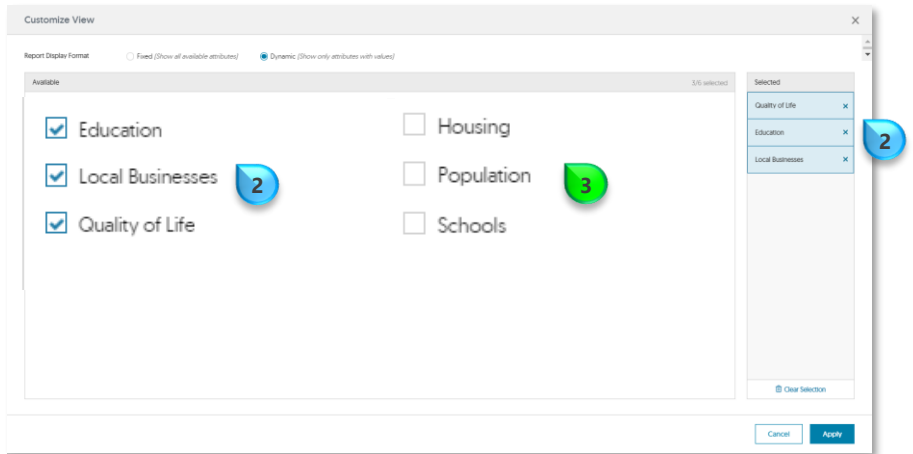
To edit the *Neighborhood Profile* display

Click "**Customize View**" 





Sections with a *checkmark*  will appear in the *Selected* panel and will present in the report

Sections without a *checkmark*  will not appear in the report




Report Display Format: Fixed (Show all available attributes) Dynamic (Show only attributes with values)


Available: 5/15 selected

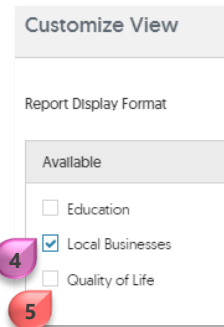
Available	Selected
<input checked="" type="checkbox"/> Education	<input type="checkbox"/> Housing
<input checked="" type="checkbox"/> Local Businesses 	<input type="checkbox"/> Population 
<input checked="" type="checkbox"/> Quality of Life	<input type="checkbox"/> Schools

Selected: Quality of Life, Education, Local Businesses

Buttons: Cancel, Apply

To remove a section click the *checkbox* with a *checkmark* next to the section of interest . This will remove the *checkmark* and remove the section from the report.



To add a section click a *checkbox* without a checkmark.  This will add a *checkmark* and include the section in the report.



Customize View

Report Display Format

Available

<input type="checkbox"/> Education
<input checked="" type="checkbox"/> Local Businesses 
<input type="checkbox"/> Quality of Life 

Note: Sections will remain removed from future *Neighborhood Profile* Reports. To add a section back to the display, follow the same process.