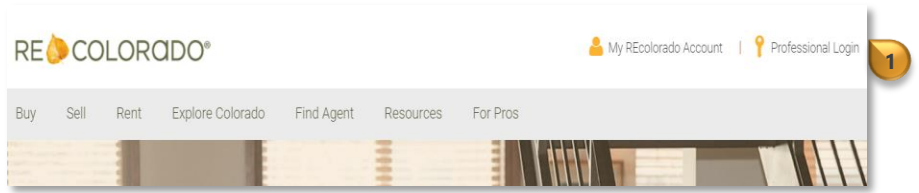




Log into *REcolorado.com* using the **“Professional Login”** 1



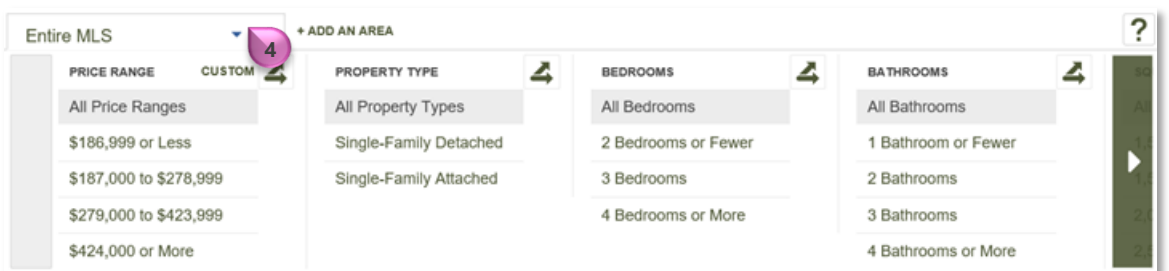
Click **“Marketplace Add-Ons”** 2



Click **“InfoSparks/Fast Stats”** 3



Select the desired *geography* 4



Select the desired *geographies* and *metrics* 5

The screenshot shows the InfoSparks RE COLORADO dashboard. At the top, there are navigation links: InfoSparks, User Manual & FAQ, FastStats, My Areas, Profile, and a user greeting 'Welcome Ry [Log Off]'. Below this is a filter section with four columns: PRICE RANGE, PROPERTY TYPE, BEDROOMS, and BATHROOMS. A red circle with the number 5 is placed over the 'PRICE RANGE' filter. Below the filters is a line chart titled 'Median Sold Price' for 'Entire MLS' from 1-2016 to 1-2019. The y-axis ranges from \$300K to \$420K. A 'SHARE' button with a red circle and number 6 is located above the chart. Below the chart is a table with columns: Sold Price (Median, Average), New Listings, Active Listings, Under Contract, Sold Listings, and Days on Market. A red circle with the number 5 is placed over the 'Active Listings' column.

To **Print** or **Share Results**, click **"SHARE"** 6

To Print

Select **"Static"** or **"Live"** 7

"Static" freezes results in time
"Live" updates results on the 1st of each month

Select **"PDF"** 9



Click **"Share"** 8


Note: Click **"Close"** 10 to return to results

The 'Share Options' dialog box has a dark header. Step 1: 'What type of data would you like to share?' has two radio buttons: 'Static - Exactly what you are seeing right now' (selected) and 'Live - Always updated with latest data'. Step 2: 'How would you like to share it?' has four radio buttons: 'PDF - great for printing' (selected), 'Social Media and Email - Share away', 'Embed - Embed in your blog/website', and 'CSV - grab the raw data'. At the bottom are 'Share' and 'Close' buttons.

To Share

Select "**Static**" or "**Live**" 

Select how you would like to share the data  and click "**Share**" 

A *URL* will present  *Copy and Paste* into your desired location

To export data to a spreadsheet, click "**CSV**"  then "**Share**" 

PDF saves results as a static image

Social Media and Email provides a *live link* to share

Embed provides *HTML embed code* to add to a website, blog, or social media

CSV exports data to *Excel*

Share Options

Step 1: What type of data would you like to share?

Static - Exactly what you are seeing right now

Live - Always updated with latest data

Step 2: How would you like to share it?

PDF - great for printing

Social Media and Email - Share away

Embed - Embed in your blog/website

CSV - grab the raw data

Share

Close

Your URL:

`http://recolorado.stgstats.showingtime.com/info/serve/s-v1/Cmac-MtD`

View in new window

Step 2: How would you like to share it?

PDF - great for printing

Social Media and Email - Share away

Embed - Embed in your blog/website

CSV - grab the raw data

Share