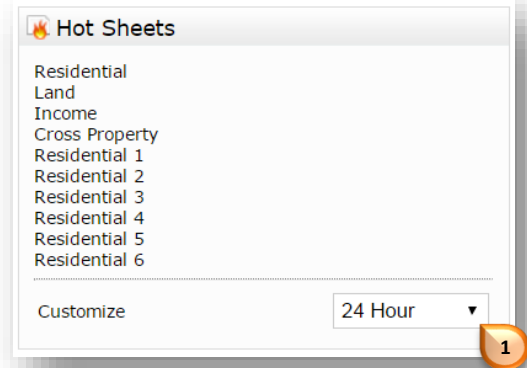


Use the Hot Sheet Widget

The **Hot Sheets** Widget provides market updates on Status and Price changes per property type. The default criterion is the entire database.

To view **Hot Sheet Results** select a timeframe

Click the timeframe **drop down arrow** 



Select the desired **timeframe** 

Options Include:

New:

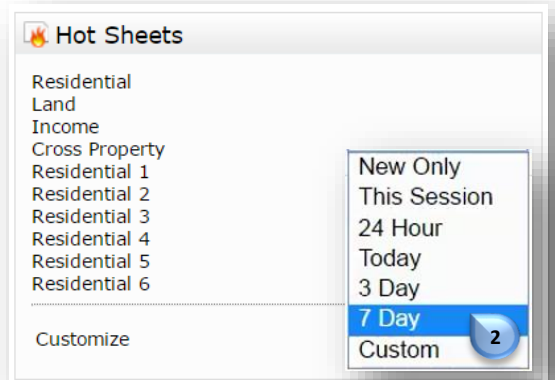
Shows results since you last ran a Hot Sheet

This Session:

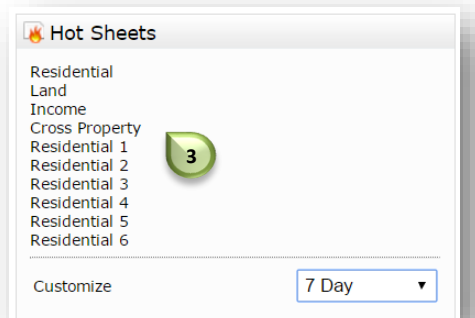
Shows results since you last ran a Hot Sheet in a previous session

24 Hour, Today, 3 Day, 7 Day:

Shows results for a specified date / time range

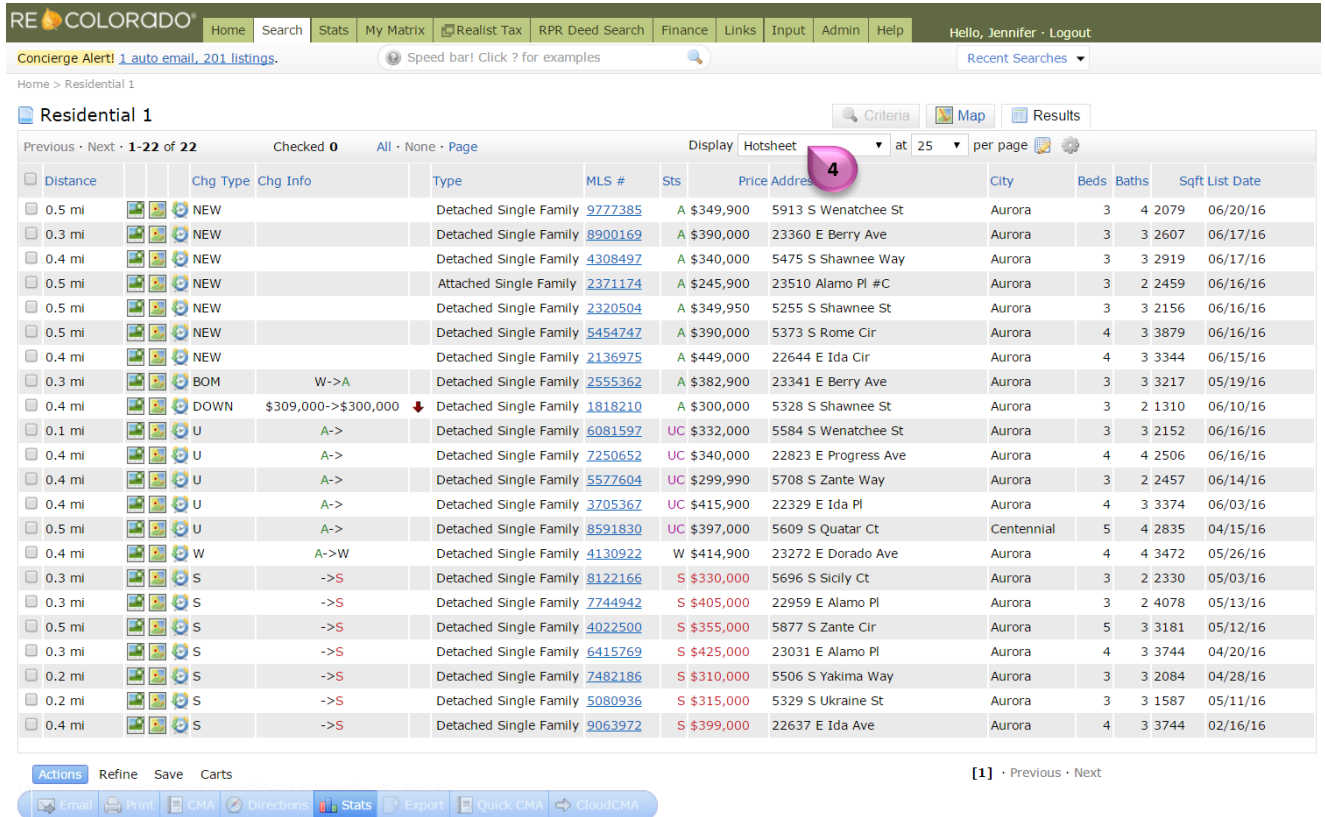


Select the **Hot Sheet** of interest 



Use the Hot Sheet Widget

Results will present in the **Hot Sheet Display**  and according to your selected timeframe



The screenshot shows the RE COLORADO website interface. At the top, there is a navigation bar with links like Home, Search, Stats, My Matrix, Realist Tax, RPR Deed Search, Finance, Links, Input, Admin, and Help. Below this is a search bar and a 'Concierge Alert!' section. The main content area is titled 'Residential 1' and displays a list of real estate listings. A red circle with the number '4' highlights the 'Hot Sheet' widget in the top right corner of the listing table. The table columns include Distance, Chg Type, Chg Info, Type, MLS #, Sts, Price, Address, City, Beds, Baths, Sqft, and List Date. The bottom of the page features an 'Actions' bar with buttons for Refine, Save, Carts, Email, Print, CMA, Directions, Stats, Export, Quick CMA, and CloudCMA.

Note: Hot Sheet search criteria and date range is customizable and users can create up to 10 custom Hot Sheet (See 'How to Customize Hot Sheet Criteria')