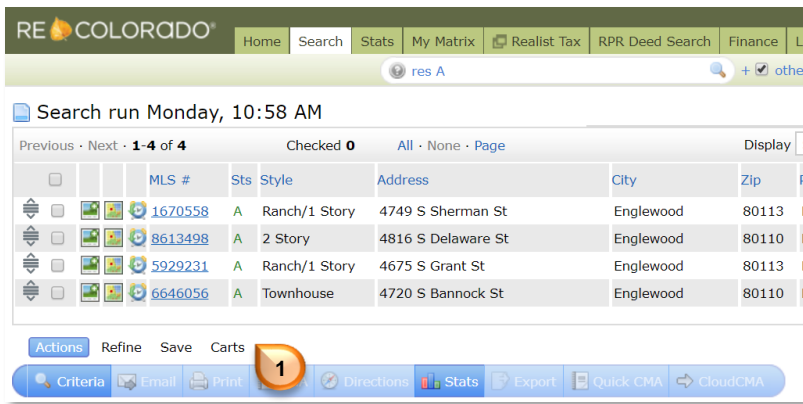


There are 3 ways to access cart content

1. How to View Cart Content From Results Screen

From any **Results** screen in Matrix

Click **“Carts”**  on the *Hovering Tool Bar*



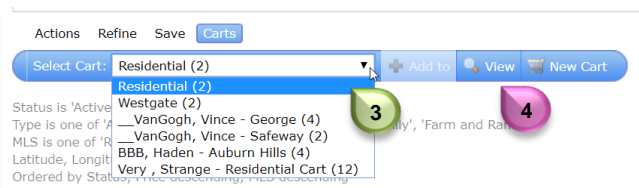
The *Button Bar* will change

Click the *Drop Down Arrow*  in the **Select Cart** field



A list of your **Carts** will reveal

Select the desired **Cart** 

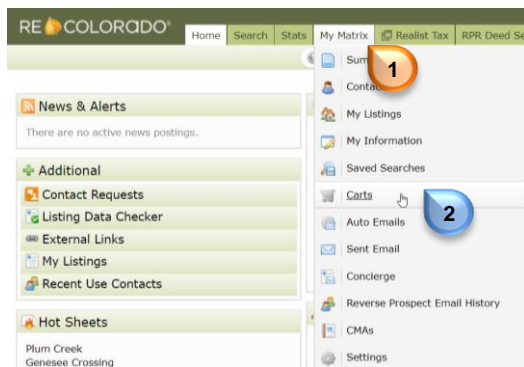


Click **“View”** 

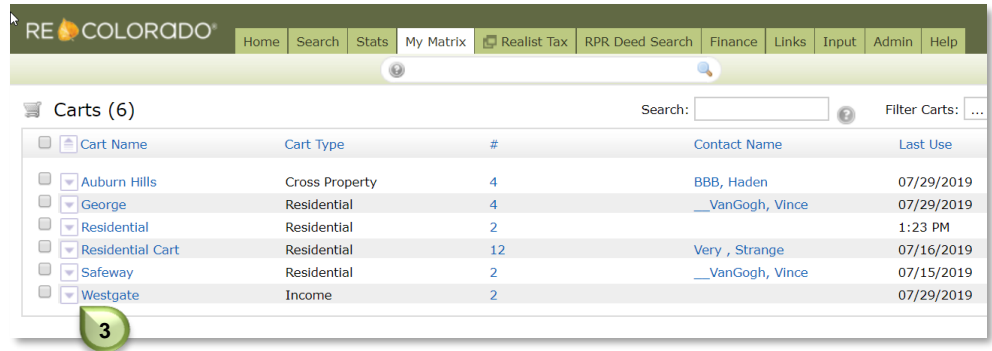
2. How to View Cart Content from the “My Matrix” tab

Hover over **My Matrix** 

Select **“Carts”** 

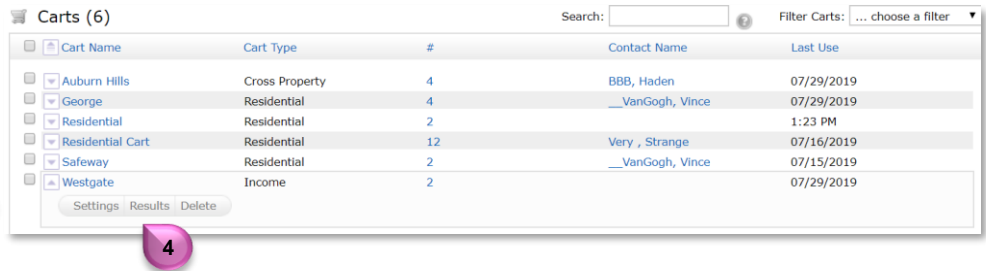


A list of all your carts will display



Click the *Drop Down Arrow* next to the **Cart** of interest

A cart specific *Button Bar* will present



Click **“Results”**

All properties in the specified Cart will present

3. How to View Cart Content from the “My Carts” Widget

Locate the *My Carts* widget on the **“Home”** tab in Matrix

Click on the Name of the desired Cart

Note: Only the 10 most recently used carts will appear

If the desired *Cart* does not present click **“All Carts”**

